








Home Learning Menu

Spring - Is change always for the best



We would love for you to engage with our enquiry at home. In the table below there are lots of optional activities to pick and choose from this term. Once you have completed an activity, please upload it using a photo/video on your Class Dojo portfolio. Your home learning will be rewarded with Dojo points as well!

<p>Make a simple timeline of the Stone Age, Bronze Age, and Iron Age using string and paper at home. Add key events or draw pictures to represent the changes over time.</p>	<p>Research what Stone Age people ate (nuts, berries, meat, etc.). Write a menu for a Stone Age meal.</p>	<p>Make your own "fossils" at home using salt dough or clay.</p> 	<p>Bury small objects in a box of sand or soil (or use a garden area) and let your family "excavate" them. Discuss how archaeologists find and study artefacts.</p>
<p>Compare soils from two different locations (garden/park/plant pot) for their properties. Is it grainy or more clay like? How is its drainage? Pour water through each and see how long it takes to drain. Could you create a mini table to record findings?</p>	<p>Create a working model of a joint and test muscle movements.</p> 	<p>Recreate the Rock Cycle with Chocolate. Melt, cool, and compress chocolate to mimic the formation of igneous, sedimentary, and metamorphic rocks.</p>	<p>Go on a walk and look for natural materials (stones, sticks, leaves) that could have been used in the Stone Age. Take photos or draw pictures of what you find.</p> 
<p>Research how Stone Age people built shelters. Use materials at home like cushions or blankets to build your own version. Why not write a few sentences about its features?</p>	<p>Create a piece of cave art using natural materials (e.g., mud, charcoal, or chalk). Can you draw animals or handprints like Stone Age people?</p> 	<p>Create a fact file about a Stone Age, Bronze Age, or Iron Age person. Include their name, where they lived, tools they used, and their daily life.</p>	<p>Research and create a fact file about the different periods of the Stone Age, the Bronze Age or the Iron Age. You can do this on paper or do this digitally.</p>
<p>Go on a walk to collect small rocks and classify them based on their properties. Are they hard/soft, smooth/rough, permeable/impermeable?</p> 	<p>Use foil, string, or pipe cleaners to create a piece of Bronze Age-inspired jewellery like a necklace or bracelet.</p> 	<p>Find objects at home (sticks, stones, cardboard) to design your own "Stone Age tool." Take a picture and write a few sentences about how it could be used.</p> 	<p>Create your own version of Stone Henge. Can you research some facts about this and add it to your design?</p> 